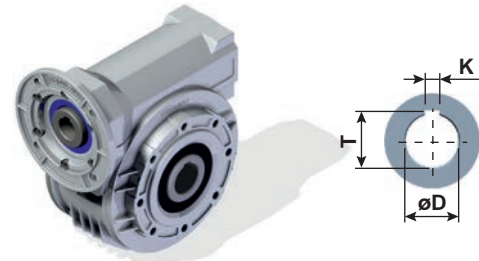


Special stainless steel hollow shaft
Mozzo in acciaio inox speciale



Code	øD	T	K	Code
030	14	16.3	5	MI014
045	18	20.8	6	MI018
050	25	28.3	8	MI025
063	25	28.3	8	MI025
	28	31.3	8	MI028
63A	25	28.3	8	MI025
	28	31.3	8	MI028
085	35	38.3	10	MI035
110	42	45.3	12	MI042

Suggested/Suggerito

Food, marine, corrosive and highly hygienic environments.

Industria alimentare, marina, ambienti corrosivi ad elevata igienicità.

Special stainless steel hollow shaft NEMA
Mozzo in acciaio inox speciale NEMA

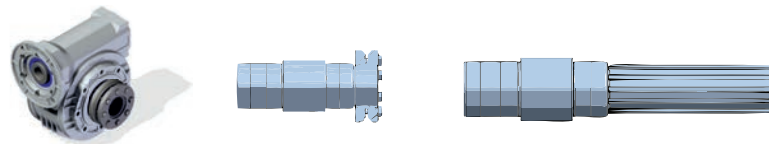
Code	øD	T	K	Code
045	19.05 0.750"	21.3 0.841"	4.76 0.1875"	MIU19
050	25.4 1.000"	28.3 1.114"	6.35 0.250"	MIU25
063	28.575 1.125"	31.6 1.245"	6.35 0.250"	MIU28
085	38.1 1.500"	42.4 1.670"	9.52 0.375"	MIU38

Special hollow shaft
Mozzo speciale

Code	øD	T	K	Code
045	20	21.8*	6	ACR20
	19	21.8	6	S series
050	24	27.3	8	S series
063	30	33.3	8	ACR30
	28	31.3	8	S series
63A	30	33.3	8	ACR30
	25	28.3	8	S series
085	38	41.3	10	ACR38
110	45	48.8	14	ACR45

* Reduced key
* Linguetta ridotta

Many special options are available on request
Altre opzioni speciali disponibili a richiesta



Minimum quantity
10 pieces.

Quantità minima
10 pezzi.

Hydraulic motor flanges
Flange per motore idraulico

OML8
input shaft ø16
code: MY016

Code	L
050	76.5
063	93.5
63A	93.5
085	110
110	129.5


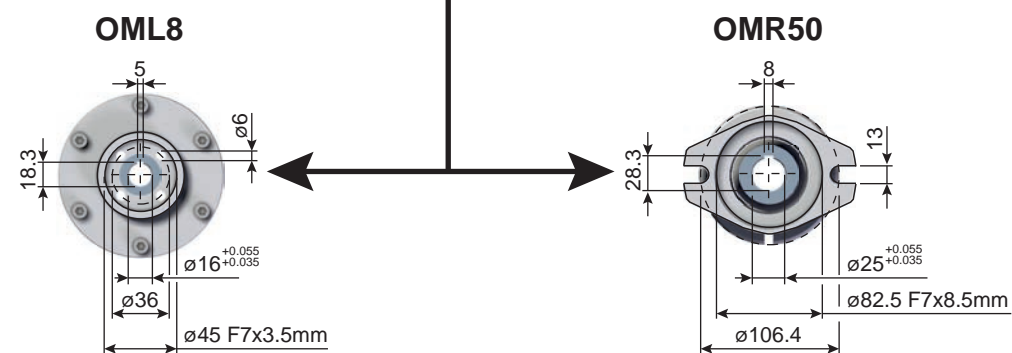
OMR50
input shaft ø25
code: MY025

Code	L
063	129
63A	129
085	148
110	167.5

Suggested/Suggerito

Agriculture, mobile, marine.

Agricoltura, macchine operatrici, marino




DP - VF MB S - HMO 1 8 - ML

Type Tipo	Size Grandezza	Mounting Montaggio	Ratio Rapporto	Hub Mozzo corona	Output shaft albero lento	Motor size Grandezza motore	Terminal box position Posizione morsetteria	Mounting position Posizione montaggio
P	045	PA	10	C	∅	-Q	B	B3
M	030	FB	See technical data table Vedi tabelle dati tecnici	C	∅	B5	A	B3
P	045	PB		STANDARD	S	-A=56 (ø120)	B	B8
R	050	PA		030 ⇔ ∅14	D	-B=63 (ø140)	STANDARD	B6
B	063	PV		045 ⇔ ∅18	I	-C=71 (ø160)	C	B7
	085	FC		050 ⇔ ∅25	Stainless steel hub Mozzo in acciaio inox	-D=80 (ø200)	D	V5
	110	FL		063 ⇔ ∅25		-E=90 (ø200)	V6	
		F2		63A ⇔ ∅28	Special series Serie speciale	-F=100÷112 (ø250)		
		F3		085 ⇔ ∅35		-G=132 (ø300)		
		F4		110 ⇔ ∅42	Stainless steel hub Mozzo in acciaio inox	B14		
		BR				-O=56 (ø80)		
						-P=63 (ø90)		
					-Q=71 (ø105)			
					-R=80 (ø120)			
					-T=90 (ø140)			
					-U=100÷112 (ø160)			
					-V=132 (ø200)			
					Without flange Senza flangia			
					-M			
					Type R / Tipo R			
					-0			
					U			
					INCH			
					045 ⇔ ∅0.750"			
					050 ⇔ ∅1.000"			
					063 ⇔ ∅1.125"			
					085 ⇔ ∅1.500"			


Select type and specific size on the our web site to get complete data.
Selezionare tipo e grandezza specifica nel nostro sito web per la documentazione completa.

Rightangle - Gears



0.06 ÷ 7.5 kW

Worm gearboxes Made in Italy



Via della tecnica, 19 - 36050 Sovizzo (VI) Tel.: +39 0444 551911 - Fax: +39 0444 536139
e-mail: hydromec@hydromec.com - PEC: posta@pec.hydromec.com

Also available with special options

HYDROMEC

